CHAPITRE 2 – THÉORÈME DE THALÈS

I) ACTIVITÉ

On prendra les mesures à 1 chiffre après la virgule, les rapports à 2 chiffres après la virgule

AM = ... AB = ... $\frac{AM}{AB} =$

AN = ... AC = ... $\frac{AN}{AC} =$

MN = ... BC = ... $\frac{MN}{BC} =$

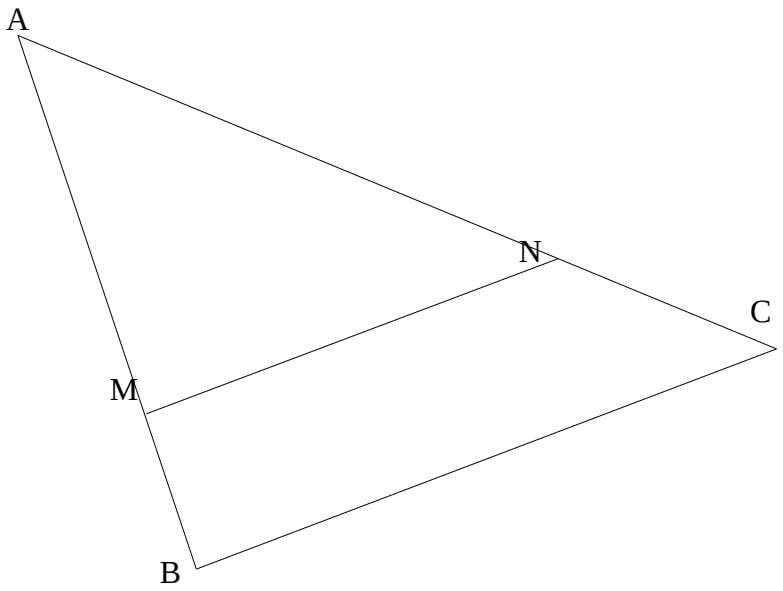

FI = ... FD = ... $\frac{FI}{FD} =$

FJ = ... FE = ... $\frac{FJ}{FE} =$

IJ = ... DE = ... $\frac{IJ}{DE} =$

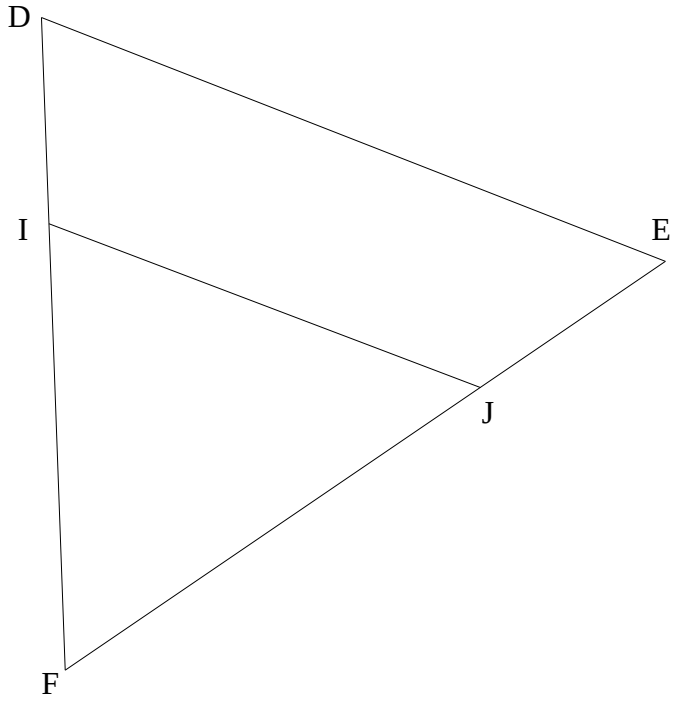

TP = ... TR = ... $\frac{TP}{TR} =$

TQ = ... TS = ... $\frac{TQ}{TS} =$

PQ = ... RS = ... $\frac{PQ}{RS} =$

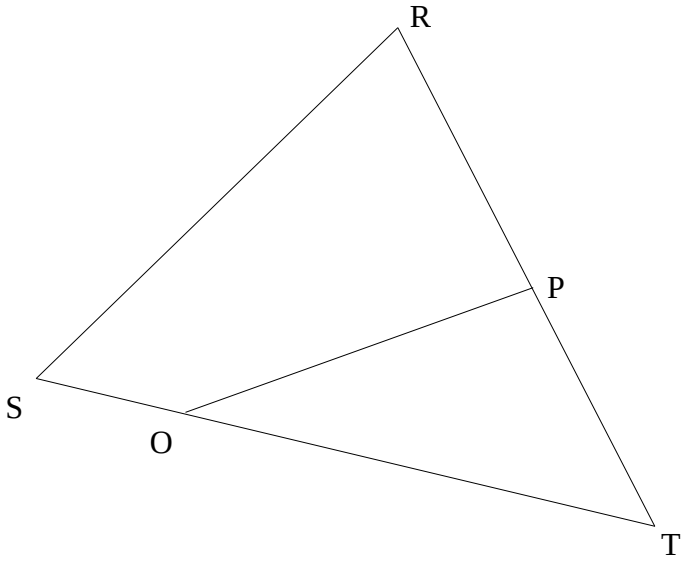

UY = ... UV = ... $\frac{UY}{UV} =$

UX = ... UW = ... $\frac{UX}{UW} =$

YX = ... WV =..... $\frac{YX}{WV} =$

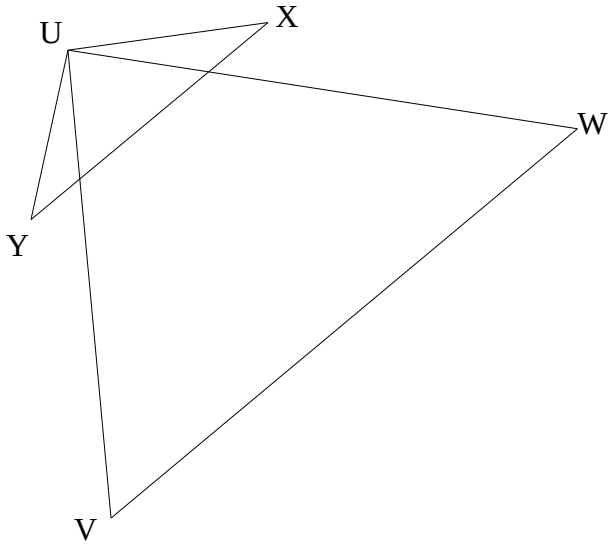

AB = ... AD = ... $\frac{AB}{AD} =$

AC = ... AE = ... $\frac{AC}{AE} =$

CB = ... DE = ... $\frac{BC}{DE} =$

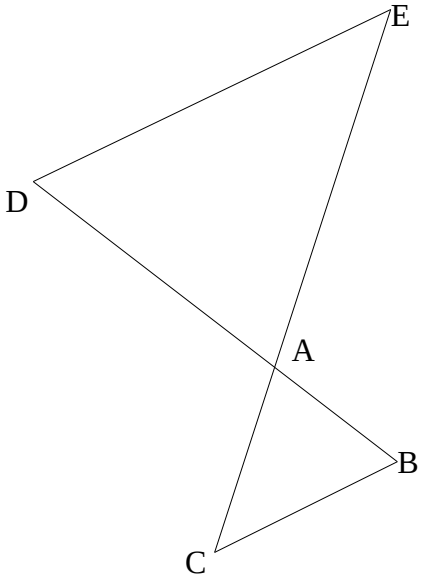

Quelles sont les conditions de réalisation du théorème de Thalès ?

Qu’est-ce que le théorème de Thalès ?

II) THÉORÈME DE THALÈS

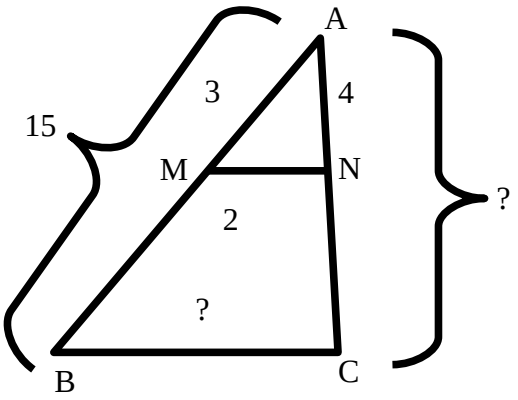	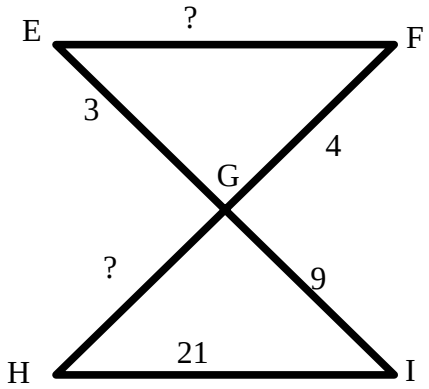
(MN) // (BC) A,M, B sont alignés A, N, C sont alignés Alors d’après le théorème de Thalès $\frac{AM}{AB}=\frac{AN}{AC}=\frac{MN}{BC}$ $\frac{3}{15}=\frac{4}{AC}=\frac{2}{BC}$ $AC=\frac{15\times 4}{3}=20\ BC=\frac{2\times 15}{3}=10$	(EF) // (HI) E, G, I sont alignés F, G, H sont alignés Alors d’après le théorème de Thalès $\frac{GE}{GI}=\frac{GF}{GH}=\frac{EF}{HI}$ $\frac{3}{9}=\frac{4}{GH}=\frac{EF}{21}$ $GH=\frac{4\times 9}{3}=12\ EF=\frac{21\times 3}{9}=7$

Exemple : calculer PS et OM

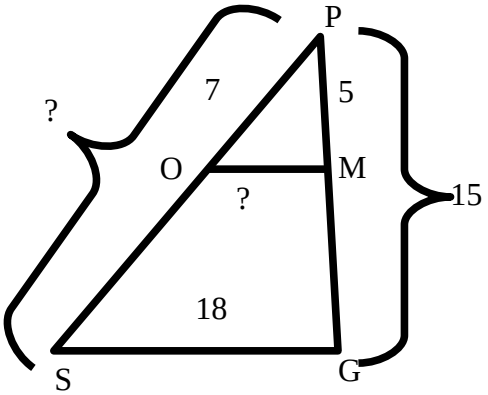

III) LIEN ENTRE LE THÉORÈME de THALÈS ET LA MESURE DE LA PYRAMIDE

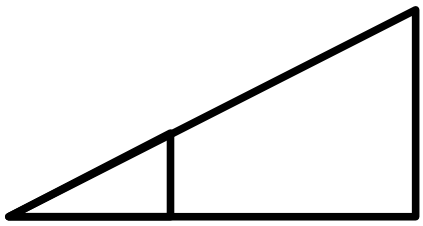

Exercices page 299 numéro 6 – 7
Exercices page 300 numéro 8 – 9 – 10 – 12
Exercices page 304 numéro 1 - 2